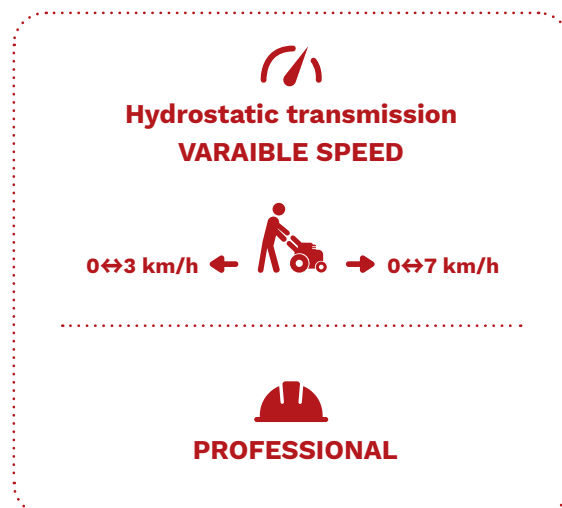






P130

MULTI TOOL




	P130			P130 Alpine	
ENGINE	Briggs&Stratton 3125 PowerBuilt 344 cc 6,84 kW gasoline	Briggs&Stratton 3130 Intek 344 cc 7,8 kW gasoline	Honda GXV390 389 cc 7,6 kW gasoline	Honda GXV390 389 cc 7,6 kW gasoline	Briggs&Stratton 4195 Intek 500 cc 11,69 kW gasoline
STARTING SYSTEMS	recoil	recoil & electric	recoil / recoil & electric	recoil & electric	
HANDLEBAR	adjustable in height and by side			adjustable in height and by side	
POWER TAKE OFF	multidisc clutch, vertical PTO with coupling 			multidisc clutch, vertical PTO with coupling 	
TILTING ENGINE	-			logic controller system and actuator for engine oscillation	
DRIVING SYSTEM	PAS (powered assisted steering) 			PAS (powered assisted steering) 	
DRIVING WHEELS	pneumatics tractor (18x9,5-8")			pneumatics tractor (18x9,5-8")	
TRANSMISSION	2 independent hydrostatic transaxles ZT-2200 (EZT) standard max. slope: 25° max. coupling: from 0 to 291 Nm			2 independent hydrostatic transaxles ZT-2800 advanced max. slope: 45° max. coupling: from 0 to 406 Nm	
NET WEIGHT	162 kg	167 kg	169 kg / 174 kg	178 kg	175 kg
DIMENSIONS	97x169x128(h)			97x169x128(h)	

 G.WEIGHT 194-199-201/206-202-210-207 kg / PACKAGING 144x97x95(h) cm / PALLET 147x100x12(h) cm / Q* 2pcs




Foldable handlebar
through control console

- ✓ standard
- * only for P130 Alpine
- 🏆 patented



Control console
speed,
tool connection,
tool coupling,
handlebar adjustments



Adjustable handlebar
by side
(3 positions)
and in height
(8 positions)



Tool coupling
on vertical joint
with instantaneous
connection via lever on
the handlebar



Driving system PAS
zero turn radius
through handlebar
side-movement



Tilting engine
logic controller system
and actuator,
max. lateral slope
40-45°

WHEELS / EXTENSIONS



PNEUM. SMALL

Roadway EZT
81,6 cm
Roadway ZT
84,6 cm

G.WEIGHT 20 kg
PACKAGING 52x52x55(h) cm



SNOW CHAINS

For wheels
18"x9,5"-8"

G.WEIGHT 3,0 kg
PACKAGING 30x20x10(h) cm



PNEUM. W. EXTEN.

Roadway ZT
137,5 cm
*Only for transmission
ZT-2800

G.WEIGHT 38 kg
PACKAGING 52x52x55(h) cm



IRON WHEELS

Roadway EZT
96 cm
Roadway ZT
99 cm

G.WEIGHT 37 kg
PACKAGING 52x52x55(h) cm



SPROCKET ROLLS

Roadway ZT
151 cm
*Only for transmission
ZT-2800

G.WEIGHT 59 kg
PACKAGING 52x52x55(h) cm



IRON W. EXTEN.

Roadway ZT
99 cm
*Only for transmission
ZT-2800

G.WEIGHT 31,5 kg
PACKAGING 52x52x55(h) cm



Adjustments

Detachable
brush-deck

NEW!

WEED BRUSH

OPERATION	detachable brush-deck Ø 60 cm
WORKING WIDTH	60 cm
ADJUSTMENTS	- in height through lateral wheel - by side ± 90° - tilt levels 0° - 2,5° - 5° - 7,5° fixed positions
TRANSPORT WHEELS	single, full, pivoting
OTHER	5 interchangeable brush sets (selectable)
N.WEIGHT	71 kg
DIMENSIONS	93x104x62(h) cm

G.WEIGHT 85 kg
PACKAGING 109x97x54(h) cm
PALLET 110x98x12(h) cm
q* 3pcs



PLASTIC DECK

with plastic bristles
*to be set on flange,
not included

G.WEIGHT 4,5 kg
PACKAGING 70x60x37(h) cm



MIXED BRISTLES

4 thin, 4 wire ropes
*to be set on deck and
flange, not included

G.WEIGHT 9,5 kg
PACKAGING n.d



WIRE ROPES

8 wire rope bristles
*to be set on deck and
flange, not included

G.WEIGHT 6,5 kg
PACKAGING n.d



FLAT WIRES DECK

with spring flat wires
*to be set on flange,
not included

G.WEIGHT 13 kg
PACKAGING 70x60x37(h) cm



LIGHT WIRES



8 light iron bristles
*to be set on deck and
flange, not included

G.WEIGHT 12,5 kg
PACKAGING n.d

FLAIL MOWER

OPERATION	rotor Ø 30 cm horizontal axle 32 floating knives
WORKING WIDTH	80 cm
ADJUSTMENTS	cutting height 2↔10 cm (wheels) 2↔7 cm (skids)
TRANSPORT WHEELS	double, full, pivoting on tilting axle
OTHER	-
N.WEIGHT	100 kg
DIMENSIONS	94x100x70(h) cm


G.WEIGHT 115 kg
PACKAGING 109x97x54(h) cm
PALLET 110x98x12(h) cm
Q* 3pcs



GRASSLAND MOWER

OPERATION	double rotor vertical axle with 8 pivoting blades (4 each)
WORKING WIDTH	92 cm
ADJUSTMENTS	cutting height 5 - 7 - 9 cm with fixed positions
TRANSPORT WHEELS	full, single, pivoting on tilting axle
OTHER	- cap for mulching - 2 ballast 4 kg each
N.WEIGHT	76 kg
DIMENSIONS	97x117x61(h) cm

G.WEIGHT 81 kg
PACKAGING 109x97x54(h) cm
PALLET 110x98x12(h) cm
Q* 3pcs





Quick blade-release system

WIDE TRACK MOWER

OPERATION	double blade wide track mower
WORKING WIDTH	140 cm
ADJUSTMENTS	cutting height through skids 3,1 ↔ 5,9 cm
TRANSPORT WHEELS	double, full detachables
OTHER	- quick blade-release system - sheet metal skids
NET WEIGHT	88,5 kg
DIMENSIONS	153x120x53(h) cm

G.WEIGHT 121,5 kg
PACKAGING 156x130x43(h) cm
PALLET 156x130x12(h) cm
Q* 2pcs



Hay-stop rake



Pivoting wheels


BELT RAKE

OPERATION	8 combs on a belt 2 pairs of tips per comb
WORKING WIDTH	120↔155 cm
ADJUSTMENTS	working height through front wheels
TRANSPORT WHEELS	full, pivotings
OTHER	hay-stop flap for adjustable raking
NET WEIGHT	115 kg
DIMENSIONS	156x126x102(h) cm

G.WEIGHT 125 kg
PACKAGING 157x80x102(h) cm
PALLET 152x81x12(h) cm
Q* 2pcs


SNOW BLOWER

OPERATION	double stage Ø 40 cm auger with ice-breaker
WORKING WIDTH	90 cm
ADJUSTMENTS	- working height through skids 0 ↔ 6 cm - snow deflector 90° cm - ejection vent 180° cm
TRANSPORT WHEELS	-
OTHER	- adjust. ejection rod - cleaner
NET WEIGHT	130 kg
DIMENSIONS	91,5x161x143(h) cm

 **G.WEIGHT 162 kg**
PACKAGING 109x97x78(h) cm
PALLET 110x98x12(h) cm
q* 1pcs



**Commands for
adjustments**



Ice-breaker

SNOW BLADE

OPERATION	front connection
WORKING WIDTH	120 cm
ADJUSTMENTS	- working height through skids - by side ±30°
TRANSPORT WHEELS	-
OTHER	rubber impact guard
NET WEIGHT	53 kg
DIMENSIONS	120x134x161(h) cm

 **G.WEIGHT 55 kg**
PACKAGING 121x58x48(h) cm
PALLET 110x120x12(h) cm
q* 8pcs



Impact guard